

# Simple Solutions

## EcoX Easily Attach Rail-Less Racking to Tile Roofs

EcoX is easily installed on tile roofs using the Standard or Low Height EcoX Tile Hook with EcoX Universal Bases. Simply install the hook, bolt the EcoX universal Base to the hook, and proceed with the usual EcoX installation process.

Two height options allow installation on a variety of flat and curved tiles. Now you can easily use EcoX Rail-less Racking to mount PV modules on tile roofs with the simple and strong Tile Hook.


### Features

- 2 height options for use with flat or curved tiles
- Eliminates tile hole cutting for a fast, simple installation
- Sliding hook makes it easy to hit the roof rafter and match hook to the valley of the tile
- 25-year warranty

### All Inclusive Kit

Tile Hook Kits include hook, base plate, and all necessary hardware to secure the hook to the roof and to the EcoX Universal Base.

Select Standard Height Hooks for tile roofs with battens. Select Low Height Hooks for tile roofs without battens.



EcoX Tile Hook Kit with Hardware

Part Numbers ES10462 Standard Height, ES10460 Low Height

Optional replacement tile flashing eliminates the need to grind tile. Use of replacement tile flashing creates extra tiles to replace those that may break during installation.


Replacement tile flashings, pictured on pg. 2, are available in black or mill finish for flat, W, and S shaped tiles.

## Use EcoX Tile Hook Kits with these Components

### Universal Base, 5"

Base to mount EcoX to a suitable flat roof attachment, standing seam clamp, or EcoX Tile Hook.


Part Number ES10274



### Universal Base, 9"


Base to mount EcoX to an EcoX Tile Hook.

Part Number ES10282




# Simple Solutions


## Flashing Solutions



Flat Tile Replacement  
Flashing, Black, P/N ES10564




S Tile Replacement Flashing,  
Black, P/N ES10566




W Tile Replacement Flashing,  
Black, P/N ES10568




Flat Tile Replacement  
Flashing, Mill, P/N ES10565



S Tile Replacement Flashing,  
Mill, P/N ES10567



W Tile Replacement Flashing,  
Mill, P/N ES10569



Tile Hook Sub Flashing, Mill,  
P/N ES10563

Available where three-course flashing is required or desired.

## Simple to Order

Get the convenience of one-stop shopping. Simply order your EcoX Tile Hook with your EcoX Rail-less Racking.

For a parts list, help with orders or delivery information call 740.249.1877.



Installation Support: Call Field Support at 866.488.6794  
Sales Support: Call Sales at 740.249.1877



Visit EcoX Support page at [www.ecolibriumsolar.com/support/ecox-support](http://www.ecolibriumsolar.com/support/ecox-support)



See [EcoX Tile Hook Installation Instructions](#), or the [Full EcoX Installation Guide](#)